

HANK'S

Fine Furniture and Mattresses

FURNITURE WARRANTY/REPAIR FORM

FORM MUST BE FILLED OUT COMPLETELY:

In order that we may process your request in an accurate and timely manner, please complete this form in full. We cannot process your request without all necessary information. If the Warranty/Repair Form is not completed in its entirety, it will be returned for further information.

*** ALL FORMS MUST INCLUDE 2 TO 3 PHOTOGRAPHS OF THE DAMAGE (See Pg. 5) ***
*** TRANSPORTATION COSTS NOT COVERED UNDER WARRANTY ***

CUSTOMER INFORMATION:

Customer Name: _____ Delivery Date: _____

Customer Address: _____

City: _____ State: _____ ZIP: _____

Phone: _____ Cell Phone: _____

Email Address: _____

Location of Store of Purchase: _____

Sales Order Number: _____

DESCRIPTION OF PROBLEM:




**PLEASE SEND FORMS TO STORE OF PURCHASE.
CONTACT INFORMATION FOR ALL LOCATIONS ARE ON PAGE 4.**

HANK'S

Fine Furniture and Mattresses



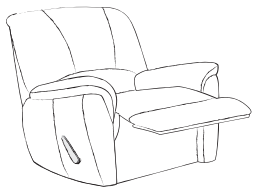
FURNITURE WARRANTY/REPAIR FORM

SOFA | LOVESEAT | CONSOLE SOFA



Circle problem areas and describe kind of damage: _____


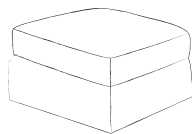
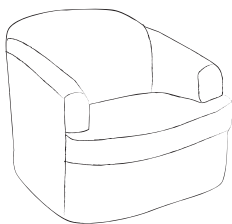
RECLINER | SECTIONAL | CHAISE SECTIONAL



Circle problem areas and describe kind of damage: _____

Circle problem areas and describe kind of damage: _____

ACCENT CHAIR | OTTOMAN | CHAISE | OTHER (PLEASE SKETCH)



Circle problem areas and describe kind of damage: _____

Circle problem areas and describe kind of damage: _____


Internal components or additional comments: _____

HANK'S

Fine Furniture and Mattresses

FURNITURE WARRANTY/REPAIR FORM

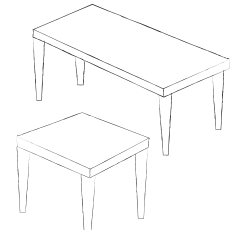

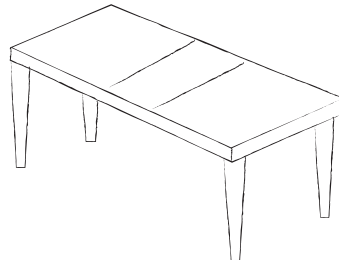
DRESSER | CHEST OF DRAWERS | NIGHTSTAND | BED FRAME



Circle problem areas and describe kind of damage: _____

Circle problem areas and describe kind of damage: _____

BUFFETT/HUTCH | DINING TABLE | COCKTAIL TABLE | END TABLE



Circle problem areas and describe kind of damage: _____

Circle problem areas and describe kind of damage: _____

DINING CHAIR | OTHER (PLEASE SKETCH)



Circle problem areas and describe kind of damage: _____

HANK'S

Fine Furniture and Mattresses

FURNITURE WARRANTY/REPAIR FORM

ARKANSAS

CONWAY

800 Museum Road
Conway, AR 72032
501-329-7011
conway@hanksfurniture.com

HOT SPRINGS

3926 Central Avenue
Hot Springs, AR 71913
501-624-7412
hsp@hanksfurniture.com

LITTLE ROCK

1000 South Bowman Rd.
Little Rock, AR 72211
501-954-7130
wlr@hanksfurniture.com

RUSSELLVILLE

2609 E. Parkway
Russellville, AR 72802
479-967-9984
rsv@hanksfurniture.com

FORT SMITH

7434 Rogers Avenue
Fort Smith, AR 72903
479-646-6631
fsm@hanksfurniture.com

JONESBORO

1808 Highland
Jonesboro, AR 72401
870-931-0324
jsb@hanksfurniture.com

SEARCY

401 South Poplar Street
Searcy, AR 72143
501-268-6606
src@hanksfurniture.com

HARRISON

1211 Hwy 62-65
Harrison, AR 72601
870-517-5240
har@hanksfurniture.com

NORTH LITTLE ROCK

5704 Warden Road
North Little Rock, AR 72120
501-834-1454
nlr@hanksfurniture.com

ROGERS

4308 Pleasant Crossing Blvd.
Rogers, AR 72756
479-631-7632.
rogcustomerservice@hanksfurniture.com

TEXAS

TEXARKANA

502 Walton Drive
Texarkana, TX 75501
903-223-9844
tx@hanksfurniture.com

ALABAMA

MOBILE

850 Schillinger Road South
Mobile, AL 36695
251-635-1450
Fax: 850-837-4718
mob@hanksfurniture.com

SPANISH FORT

30810 State Hwy 181
Spanish Fort, AL 36527
251-263-6900
sf@hanksfurniture.com

FLORIDA

DESTIN

36000 Emerald Coast Pkwy
Destin, FL 32541
850-837-6618
des@hanksfurniture.com

PANAMA CITY

1804 West 23rd Street
Panama City, FL 32405
850-522-9189
pan@hanksfurniture.com

PENSACOLA

6320 North Davis Hwy
Pensacola, FL 32504
850-478-4966
pen@hanksfurniture.com

FURNITURE WARRANTY/REPAIR FORM

PLEASE ATTACH 2 TO 5 PHOTOS

Photo requirements to help us process your claim efficiently.

PHOTO #1:

Please include one picture of the entire piece of furniture.

PHOTO #2:

Please include one clear close up picture of the damage. (You may include more pictures if damage is in multiple places)

PHOTO #3:

Please include one picture of the manufacturer's I.D. tag (usually located on the back or bottom of the piece).

OTHER PHOTOS:

You may include more than 3 photos to show the extent or different angles of the damage.

ALL FORMS MUST INCLUDE PHOTOGRAPHS OF THE DAMAGE.